

Northwest ISD Long Range Planning Committee Fall 2017 Update

September 28, 2017





Thank You!

Previous Bond Projects in Progress

Construction Projects

- District-wide Athletic Improvements
- NISD Stadium Scoreboard & Elevator
- Adams Middle School
- Elementary School #18
- Beck Elementary Addition

District-wide Athletic Improvements

High School Fields

Northwest HS

- (2) Practice Fields
- IAC
- Sub-Varsity (resurfacing track)
- Baseball/Softball Fields **(Active)**

Byron Nelson HS

- (2) Practice Fields
- IAC
- Sub-Varsity Fields (turf and resurfacing track)
- Baseball/Softball Fields **(Active)**

NISD Stadium

- New Turf Field

Middle School Fields

Pike MS

- Resurface Track
- New Turf Field

Tidwell MS

- Resurface Track
- New Turf Field

Chisholm Trail MS

- New Track
- New Turf Field

Medlin MS

- New Track **(Active)**
- New Turf Field

Tidwell Middle School



Chisholm Trail Middle School



Pike Middle School



Medlin Middle School



Northwest Sub-Varsity/Practice Track



Northwest Practice



Byron Nelson Sub-Varsity



NISD Stadium Turf



NISD Stadium Scoreboard & Elevator



Adams Middle School



Adams Middle School



Adams Middle School



Adams Middle School



Adams Middle School



Adams Middle School



Adams Middle School



Adams Middle School



Adams Middle School



Elementary School #18



Elementary School #18



Elementary School #18



Elementary School #18



2017 Bond Program

The \$399 million bond package addresses facility improvements for our students in five main areas:



The \$399 million bond package addresses facility improvements for our students in five main areas:

growth

66%

\$264,000,000

- 3 New E.S.
- New Haslet E.S.
- Renovate Existing Haslet E.S.
- Beck E.S. Addition
- Existing E.S. Expansions
- M.S. Expansions
- BNHS Expansions
- EHS Expansions
- Land Acquisitions

student programs

13%

\$51,200,000

- Ag Expansion
- CTE Program Upgrades
- NHS Fine Arts & PAC Upgrades
- BNHS Fine Arts Upgrades
- M.S. Fine Arts Upgrades
- BNHS Field House
- NHS Field House
- Natatorium

technology

9%

\$37,400,000

- District-wide Infrastructure Upgrades
- Student Device Refresh
- Teacher Device Refresh
- Virtual Desktop Expansion

aging

8%

\$32,300,000

- Furniture Replacement (20+ years old)
- Roof Replacements
- Fire Alarm Replacements
- Aged MEP Equipment Replacements

safety

4%

\$14,100,000

- Entrance Security Enhancements
- Access Control Improvements
- Intrusion Alarms
- Security Camera Replacements
- Phone & Intercom System Improvements

The \$399 million bond package addresses facility improvements for our students in five main areas:



The 2017 NISD Bond Package will be delivered in four major components:



2017

2017

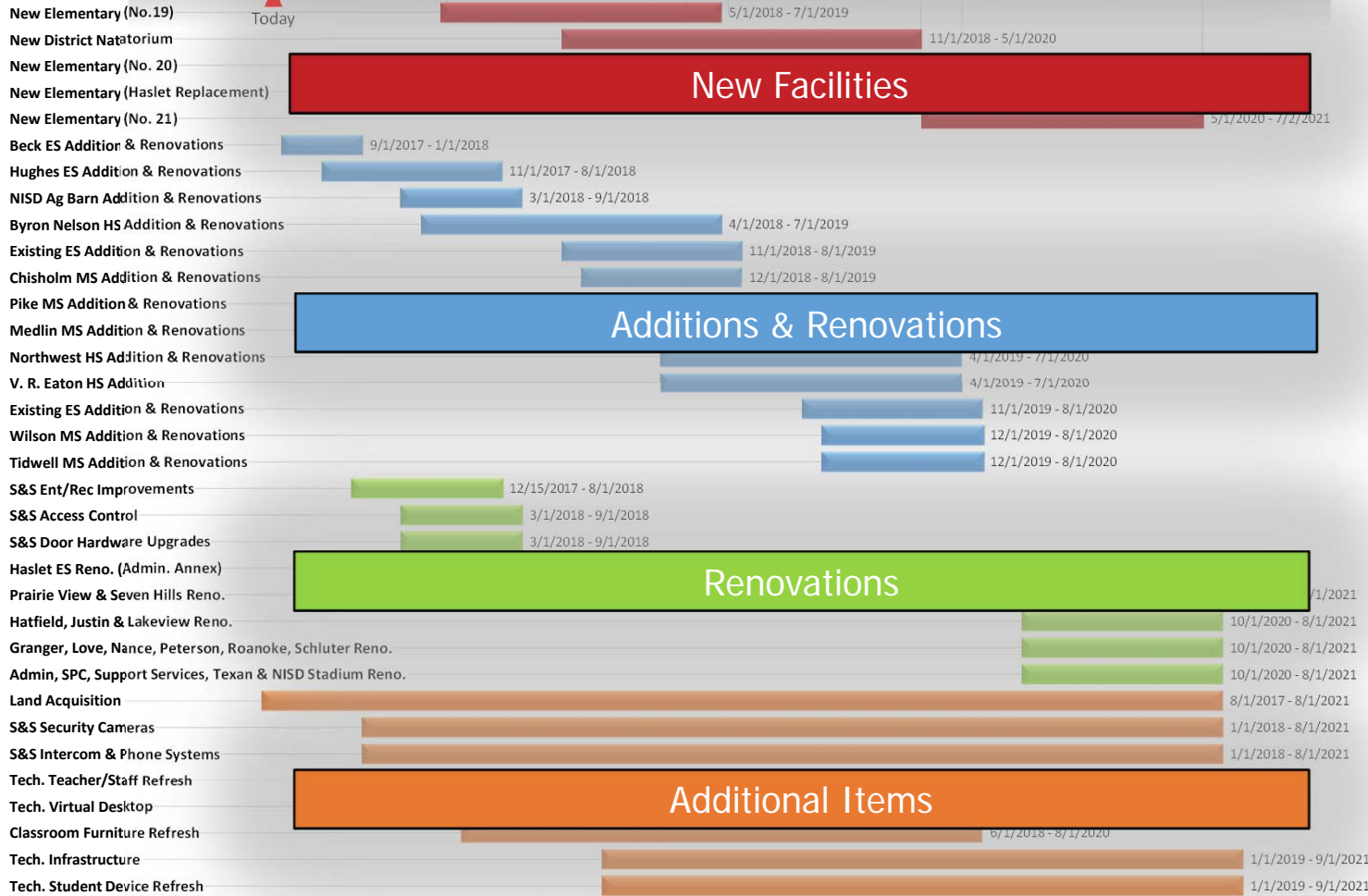
2018

2019

2020

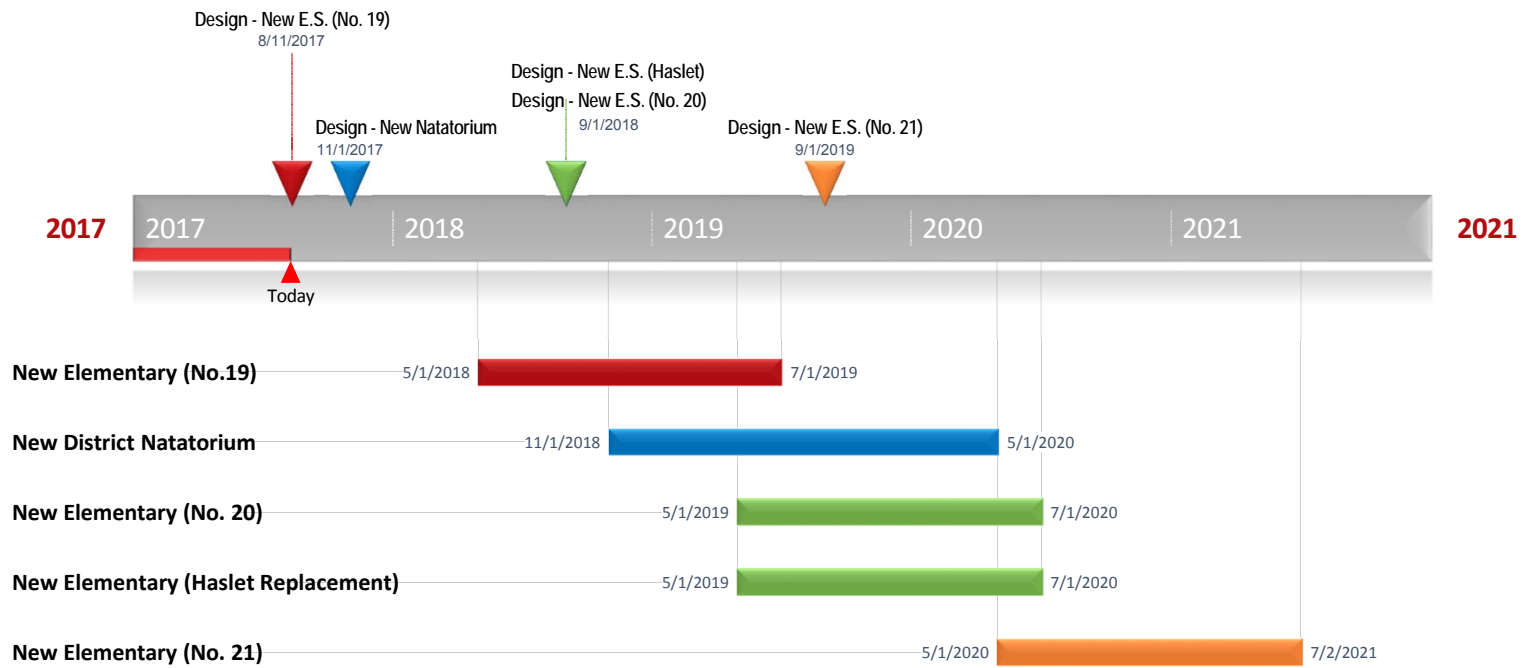
2021

2021



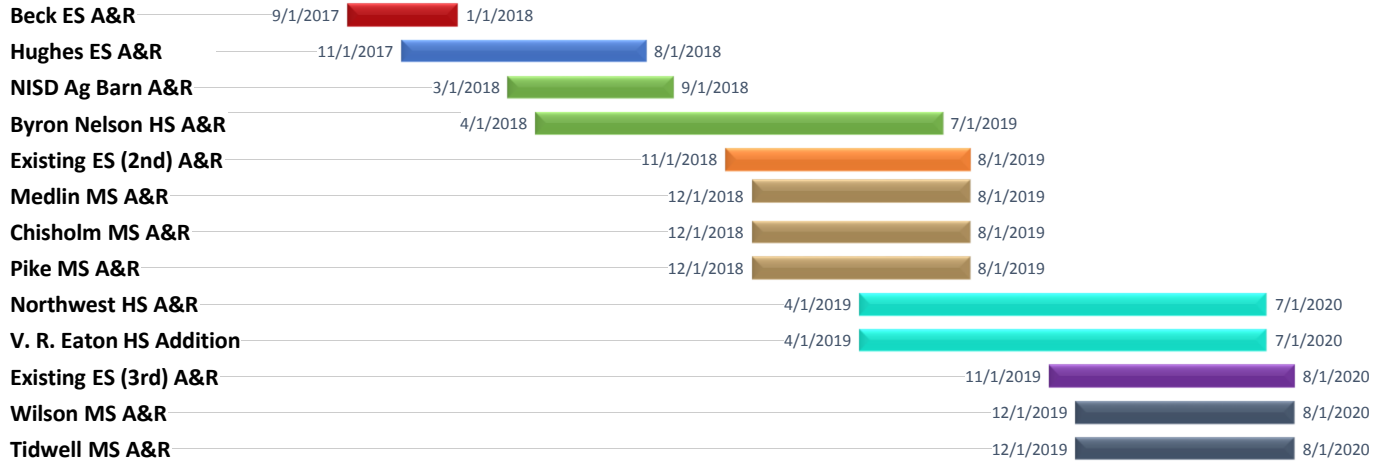
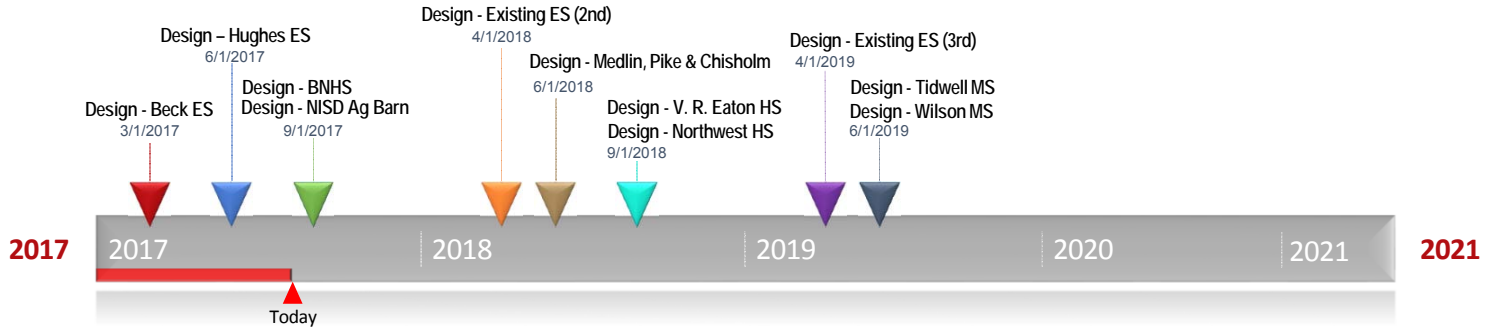


New Facilities Anticipated Schedule



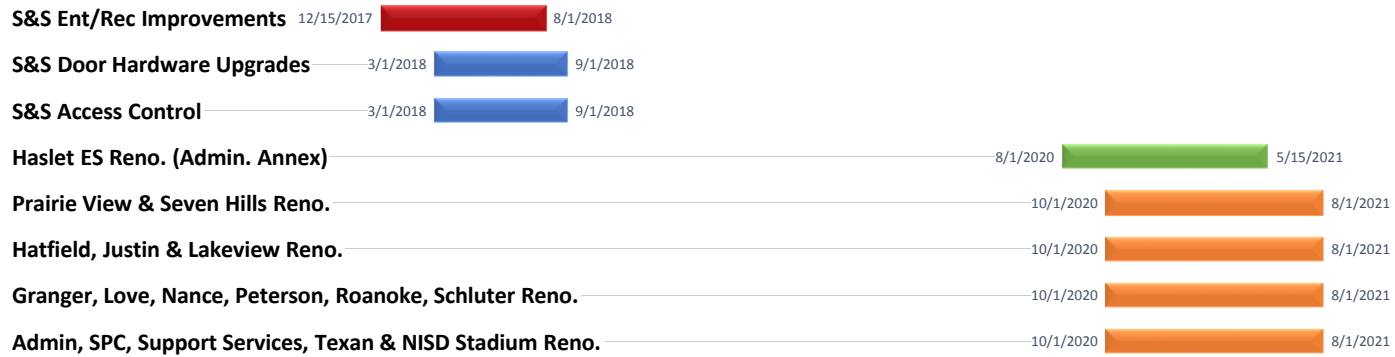
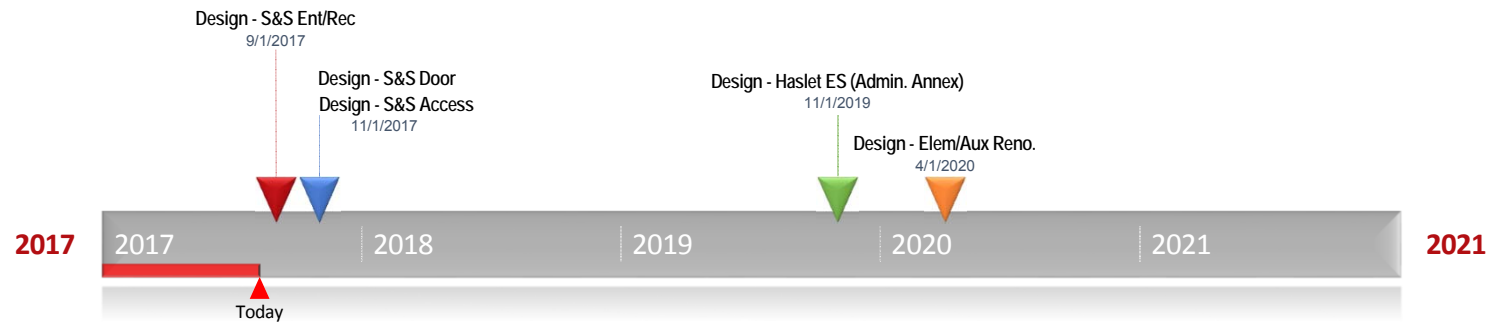


Additions & Renovations Anticipated Schedule



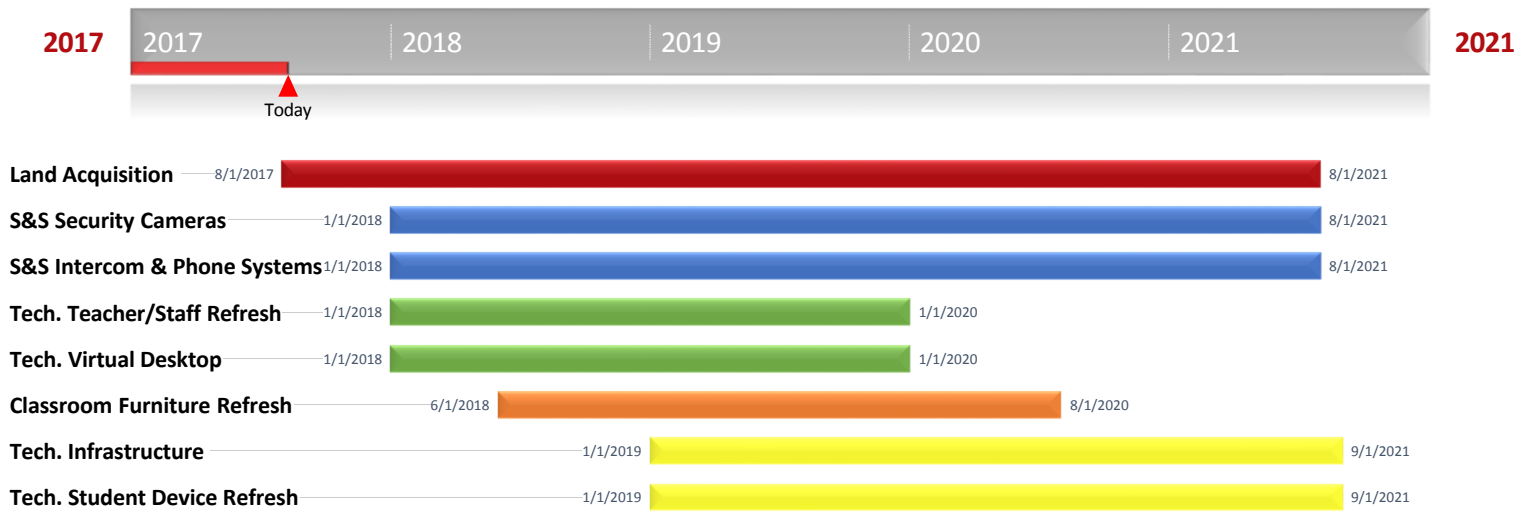


Renovations Anticipated Schedule





Additional Items Anticipated Schedule



2017 Bond Projects in Progress

Projects under Construction

- Beck Elementary Addition

Projects in Design

- Hughes Elementary Addition
- New Elementary School Prototype
- Ag Barn Addition & Renovation
- Byron Nelson High School Additions & Renovations

Projects Upcoming

- Land Purchases
- Safety & Security Upgrades
- Natatorium

Beck Elementary Addition




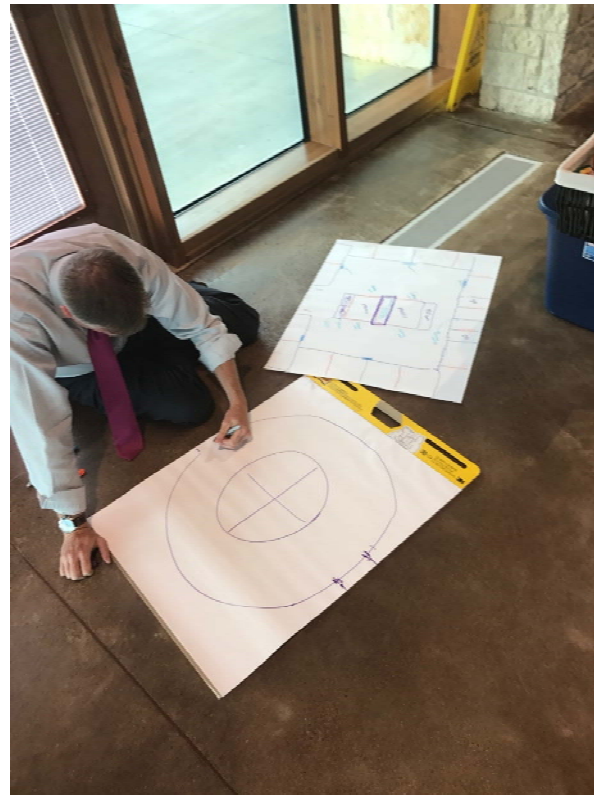

Beck Elementary Addition



New Elementary School Design



New Elementary School Design



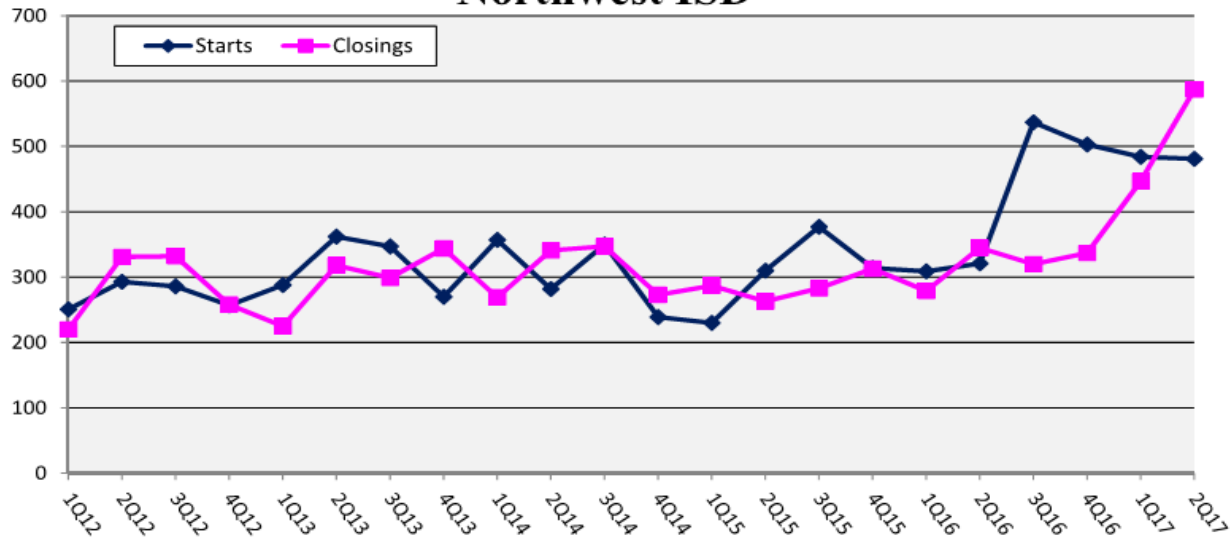
Land Purchases

Rank	District Name	Annual Starts	Annual Closings	VDL	Future
1	Frisco ISD	2,576	2,597	4,359	6,639
2	Prosper ISD	2,808	2,399	5,432	26,728
3	Denton ISD	1,948	1,948	2,585	20,648
4	Northwest ISD*	1,908	1,681	1,640	29,871
5	Dallas ISD	1,800	1,496	2,091	6,593
6	Lewisville ISD	1,234	1,344	1,677	4,561
7	Little Elm ISD	1,137	1,057	1,532	3,646
8	Rockwall ISD	953	974	1,948	8,190
9	Wylie ISD	813	821	1,127	4,150
10	McKinney ISD	835	819	1,495	6,881
11	Eagle Mt.-Saginaw ISD	914	798	1,504	19,242
12	Keller ISD	725	791	749	1,716
13	Mansfield ISD	739	720	926	6,723
14	Crowley ISD	563	679	1,052	9,213
15	Forney ISD	810	654	1,501	13,496
16	Allen ISD	683	597	1,109	1,724
17	Garland ISD	594	569	415	4,119
18	Midlothian ISD	603	546	1,607	19,524
19	Coppell ISD	467	505	427	490
20	Waxahachie ISD	481	463	889	9,522



Land Purchases

Northwest ISD

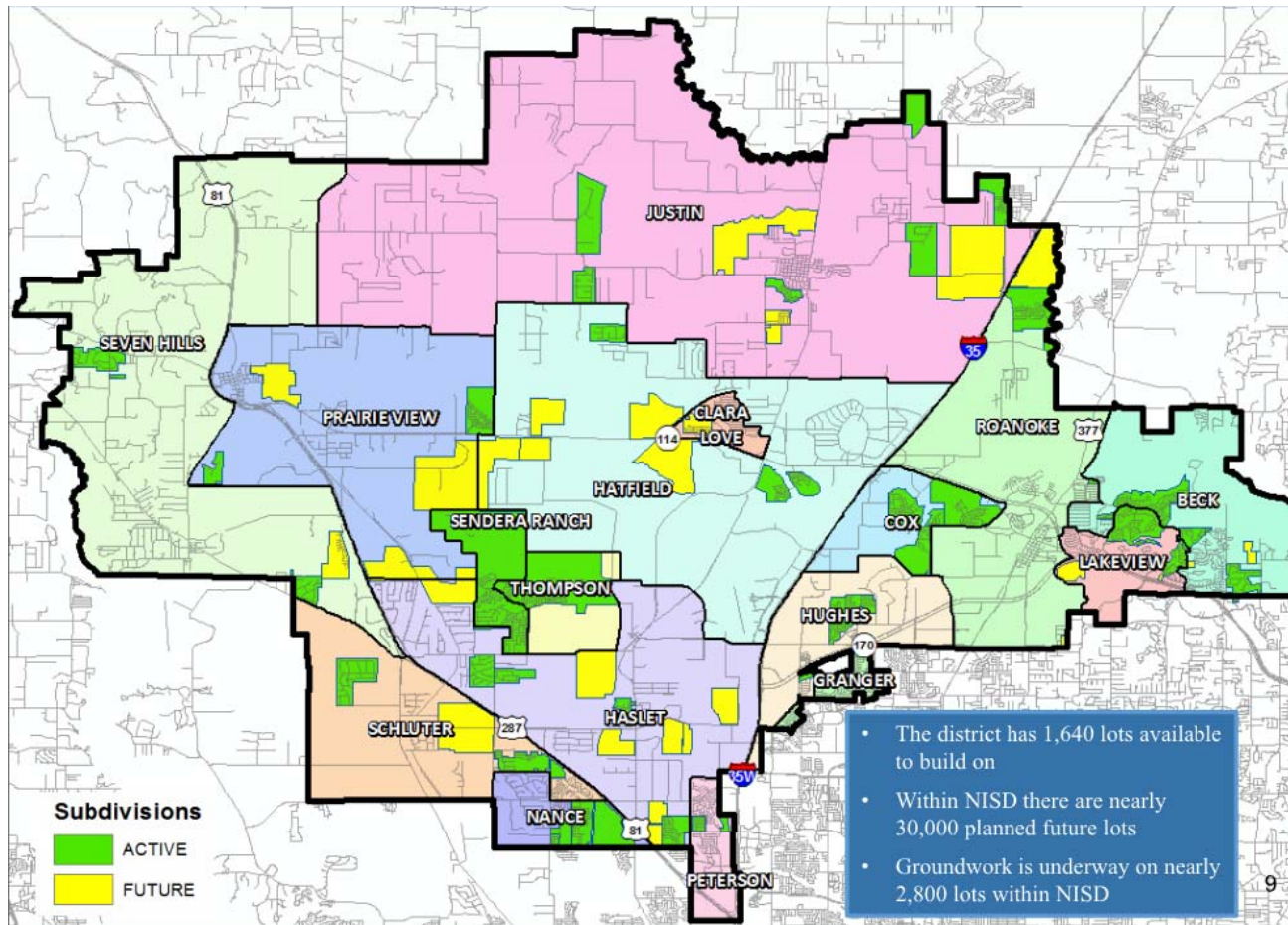


Starts	2012	2013	2014	2015	2016	2017
1Q	251	288	357	230	309	484
2Q	293	362	282	310	321	481
3Q	286	347	350	377	537	
4Q	257	270	239	314	503	
Total	1,087	1,267	1,228	1,231	1,670	965

Closings	2012	2013	2014	2015	2016	2017
1Q	220	225	269	287	279	447
2Q	331	318	341	263	345	587
3Q	332	299	347	283	320	
4Q	258	344	273	313	337	
Total	1,141	1,186	1,230	1,146	1,281	1,034

- Northwest ISD started more than 480 new homes for the 4th straight quarter
- The district closed more than 580 new homes in 2Q17, the most 2nd quarter starts since 2007
- New home inventory is at 6.6 month's supply, with 555 homes under construction

Land Purchases





**Discussion
&
Questions**